



online@ucf

FACULTY SEMINARS IN ONLINE TEACHING

STRATEGIES TO ENCOURAGE ACADEMIC INTEGRITY IN ONLINE EXAMS

Center *for* Distributed Learning





AGENDA

- ✖ Introduction
- ✖ How Do Students Cheat?
- ✖ Why Do Students Cheat?
- ✖ Proctoring Online Exams
- ✖ Strategies for Minimizing Cheating on Exams
- ✖ Wrap Up

HOW DO STUDENTS CHEAT





WHO ARE THE CHEATERS?



Authentic
Angela

* Who is taking the exam? Is Angela really Alex?



Technological
Tim

* Uses his mobile device or phone to text others for answers



Quick Search
Sam

* Swiftly searches by pasting question parts in a search tool

WHO ARE THE CHEATERS?



Open Book
Betty

- * hasn't read the textbook all semester
- * skims fast to find the answers



Collaborative
Colleen

- * takes the exam simultaneously with others so they can share answers



Tattoo
Taylor

- * has full arm tattoo with room for answers

“STUDENT STRATEGIES AND PERCEPTIONS REGARDING CHEATING IN ONLINE COURSES”



- ✖ Two mid-western universities
- ✖ 378 student surveys returned
- ✖ Students taking online courses
- ✖ Graduate Level – 72%
- ✖ Undergraduate Level – 28%
- ✖ 42% said they cheated in online quizzes

Bull, Bernard D. (2013). "Student Strategies and Perceptions Regarding Cheating In Online Courses." Unpublished manuscript, Concordia University Wisconsin, Department of Educational Design & Technology, Mequon, Wisconsin.



COLLABORATION

- ✗ Most common form of cheating
 - + on quizzes, tests, proctored exams
- ✗ Synchronous test-taking
 - + (share & compare)
 - + Phone
 - + Face to face
 - + Skyping (or other online tool)
- ✗ Asynchronous – sharing later on – not as much



Bull, Bernard D. (2013). "Student Strategies and Perceptions Regarding Cheating In Online Courses." Unpublished manuscript, Concordia University Wisconsin, Department of Educational Design & Technology, Mequon, Wisconsin.

NOTE TAKING AND SEARCHING



- ✖ Most often used for quizzes, high stakes tests, and proctored tests
 - + Closed book and closed note assessments
 - + Own notes, digital, or paper
- ✖ Search via phone, search engines, PDF search



HOW DO STUDENTS CHEAT



Call Us Now (917)310-4695
- 24 hours 7 days a week -
support@wetakeyourclass.com

WE TAKE YOUR CLASS

Home About Us FAQ Payment Contact Us Search SEARCH

Is this considered cheating?

If you ask us to assist with your economics exam or assignment, we will give you the answers. We are just providing correct answers to your questions. Once we release the answers, its up to you to submit those answers.

Discussions, Projects and More! Chat, and Phone. and You Pay Through a Secure Website....

We know why you came here

You are struggling with your online classes or homework and you want someone to do it for you. We can handle almost any subject and customer service is a priority. Our company culture revolves around making sure you feel safe and satisfied knowing that your work is being done by an expert within your specified deadline. We are here to serve you around the clock by email, live chat, and phone. For all of your academic needs, WeTakeYourClass wants to be the one you turn to time and time again.

Signing up is simple.

Get A Free Quote

Full Name *
E-mail *
Phone *
File: No file selected.
Upload
Please Enter

- What to Watch
- My Channel
- My Subscriptions
- History
- Watch Later

PLAYLISTS

- Instructional Design
- Liked videos

SUBSCRIPTIONS

Add channels

- Popular on YouTube
- Music
- Sports
- Gaming


- Browse channels
- Manage subscriptions



How To Cheat On Some Online Multiple Choice Tests

by My PC Channel
11 months ago • 10,103 views
Thanks For Watching!

HD



How to Cheat on a Test

by Collin Teal
3 years ago • 5,665 views
More specifically, this is for **online tests** with digital format reading materials. It is probably the most basic form of **cheating** for ...

HD



How to cheat on the Stanford Online Driving School

by grizwald120
4 years ago • 3,814 views
It's quite dangerous for you to be on the road without knowing the basics of traffic safety. This is a required course for drivers under ...

HD



How To Cheat On Any Multiple Choice Test 2013

by ItsStory
2 years ago • 500,364 views
Did You Enjoy The Video? Click Like or Subscribe If You Did. Thanks For Watching Guys! Good Luck and Happy A Plus Day!

HD



How to Get Answers for Any Homework or Test

by J. Alexander Curtis
6 months ago • 13,839 views
I am going back to school so I can have my degree once and for all. I work about 50-60 hours a week while going to school, so I ...

HD



online exam hack

by Free ThElite
5 years ago • 13,983 views
<http://www.hackflare.com/?p=204>

HD



WHY DO STUDENTS CHEAT

✗ Justifications / Explanations:

+ Prior Experience

- ✗ Previous online course experiences – practice & study tools

+ Poor Performance / Need for grade to pass

- ✗ Fear of high stakes

+ Consider multiple choice low risk of being caught

Bull, Bernard D. (2013). "Student Strategies and Perceptions Regarding Cheating In Online Courses." Unpublished manuscript, Concordia University Wisconsin, Department of Educational Design & Technology, Mequon, Wisconsin.

WHAT CAN YOU DO???



BENEFITS OF ONLINE EXAMS



✖ Students:

- + Flexibility
- + Immediate feedback

✖ Faculty:

- + Not giving up class time for exams
- + Potential for enhanced student learning
- + More testing options
- + Cost savings

POTENTIAL PROBLEMS



- ✗ Authentication of test takers
- ✗ Cheating
- ✗ Password issues
- ✗ Proctored exams
 - + Finding proctors
 - + Quality of proctors
 - + How many proctors?



- ✖ **ProctorHub** is a tool that can be added to a Webcourses@UCF course to assist with assessment authentication and to help curb cheating.
- ✖ **ProctorHub** uses a test taker's webcam and web browser features to record test-taking sessions.
- ✖ Instructors are able to review individual testing sessions should they suspect issues of academic integrity.

PROCTORHUB INSTALLATION



- ✗ LTI needs to be added into your course
- ✗ New item appears on the Navigation Menu



Home
Announcements
Syllabus
Assignments
Quizzes
ProctorHub
Grades
Files
Modules

PROCTORHUB SETUP



- ✗ No fees for students
- ✗ Students need a webcam
- ✗ LibTech

<http://library.ucf.edu/LibTech/>



- ✗ Computers equipped with webcams are also available in the library

PREPARING STUDENTS



- ✖ Put a statement in your syllabus
- ✖ Share link to ProctorHub site
 - + FAQ page
 - + Webcam test
 - + Online@UCF Support
- ✖ Provide a practice quiz
- ✖ Remind them before the exam

PRACTICE QUIZ



0001

Home

Announcements

Syllabus

Assignments

Quizzes

ProctorHub

Grades

Files

Modules

UCF Library Tools

Attendance

Success Resources

Pages

Outcomes

Discussions

People

Collaborations

Conferences

Settings



Published

Preview

ProctorHub Practice Quiz

This quiz is for testing your webcam and the proctor tool before you big the exam.

Proctored Exam

You are about to take a video-monitored assessment. You must take this assessment on a desktop or laptop computer (tablets or other mobile devices are not permitted). Before you click the "Take the proctored quiz" button, you must to do

Quiz Type Graded Quiz

Points 5

Assignment Group Participation

Shuffle Answers No

Time Limit No Time Limit

Multiple Attempts Yes

Score to Keep Highest

Attempts Unlimited

STUDENT VIEW



0001
Home
Announcements
Syllabus
Assignments
Quizzes
Grades
Files
Modules
UCF Library Tools
Success Resources

ProctorHub Practice Quiz

Started: Mar 16 at 1:48pm

Quiz Instructions

This quiz is for testing your webcam and the proctor tool before you big the exam.

Proctored Exam

You are about to take a video-monitored assessment. You must take this assessment on a desktop or laptop computer (tablets or other mobile devices are not permitted). Before you click the "Take the proctored quiz" button, you must to do the following:

- Have your current UCF ID card or other government issued photo ID card ready
- Test that your computer and webcam are working properly.
- Ensure you have a reliable Internet connection.
- Turn on your webcam and keep it on for the duration of the quiz.
- At all times, sit straight in front of the webcam and ensure the camera is pointed to capture your face and the surrounding area of the room behind you.
- As soon as you begin your proctored session, hold up your government issued ID so that both the card and your face are clearly visible on screen. Hold the card for a minimum of five full seconds before beginning the quiz.

For questions or assistance, please contact Online@UCF Support (407) 823-0407 or onlinesupport@ucf.edu

Questions

- ? Question 1
- ? Question 2
- ? Question 3
- ? Question 4
- ? Question 5

Time Elapsed: [Hide](#)

Attempt due: May 12 at 11:59pm

1 Minute, 5 Seconds



Stop Webcam

STUDENT VIEW



Question 1

1 pts

Empty space includes blank spaces, tabs, and line breaks found within the file.

- ☐ True
- ☐ False



Question 2

1 pts

A markup language is a language that describes the content and structure of a document by identifying different elements in the document.


- ☐ True
- ☐ False

- ? Question 1
- ? Question 2
- ? Question 3
- ? Question 4
- ? Question 5

Time Elapsed: [Hide](#)

Attempt due: May 12 at 11:59pm

2 Minutes, 52 Seconds



Stop Webcam

CREATING PROCTORHUB QUIZZES



- ✕ Three options
 - + From ProctorHub page:
 - ✕ Add to existing quiz
 - ✕ Create new quiz
 - + When editing quiz
- ✕ Instructions to students included
- ✕ Instruction available online
 - + <http://online.ucf.edu/support/webcourses/proctorhub/>

CREATING PROCTORHUB QUIZZES



ng > CGS3175-15Spring 0001



Quiz List

Create Proctored Quiz

Add ProctorHub to Quiz

Proctored Quizzes and Exams

Search:

Quiz ID	Attempts Taken	Created
1243581 - ProctorHub Practice Quiz	121	02/16/20
1243976 - Exam 1	94	02/18/20
1244402 - New ProctorHub Quiz - Feb 19 2015	0	02/19/20
1244410 - New ProctorHub Quiz - Feb 19 2015	0	02/19/20
1244435 - Exam 2	0	02/19/20
1244493 - Unnamed Quiz	0	02/19/20

Showing 1 to 6 of 6 entries

ProctorHub © 2014–2015 | University of Central Florida | Center for Distributed Learning

VIEWING PROCTORHUB CAPTURES







Quiz List

Create Proctored Quiz

Add ProctorHub to Quiz

Attempts for *ProctorHub Practice Quiz*

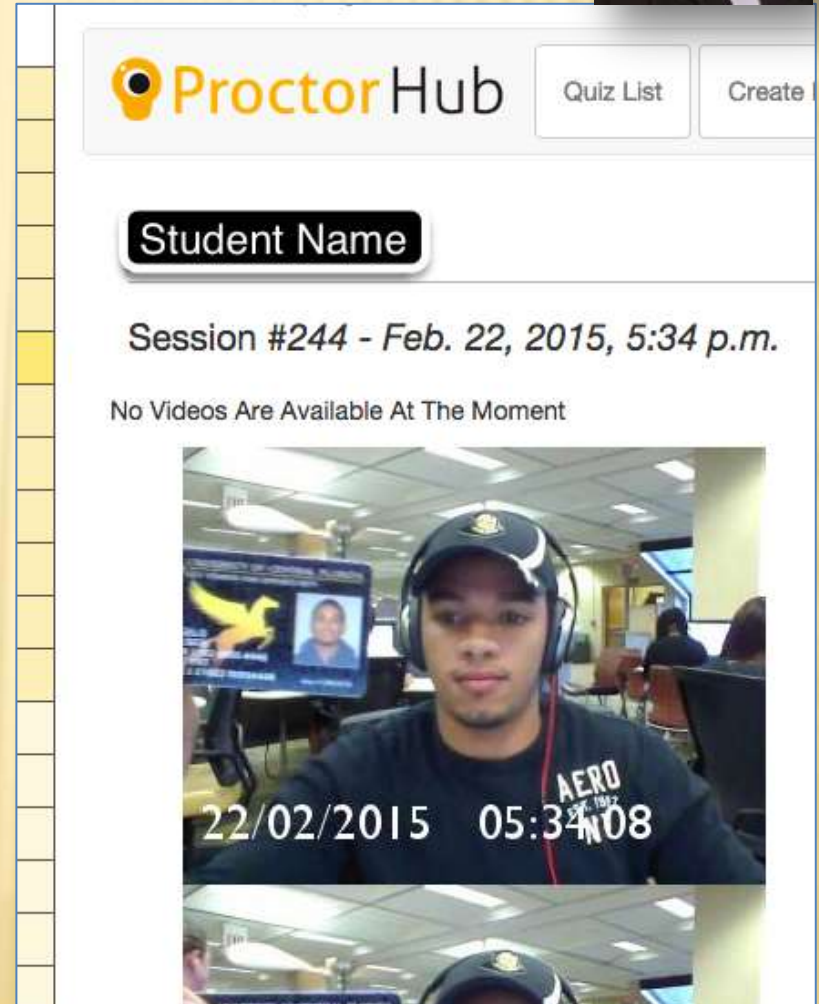
Search:

Name	Session	
<div>Picture not Available</div> <div></div> <div>Student Name</div>	<div></div> <div>16/02/2015 10:09:30</div>	<div></div> <div>18/02/2015 08:03:37</div> <div>Show More...</div>
	<div></div>	

VIEWING PROCTORHUB CAPTURES



- ✗ Pictures are captured every few seconds
- ✗ Original retrieval you get a series of pictures
- ✗ Picture converted to video once a week
- ✗ Pictures kept for a period of time



The screenshot displays the ProctorHub web interface. At the top, the ProctorHub logo is on the left, and 'Quiz List' and 'Create' buttons are on the right. Below the logo is a 'Student Name' field. The session information reads 'Session #244 - Feb. 22, 2015, 5:34 p.m.'. A message states 'No Videos Are Available At The Moment'. Below this is a video capture of a student wearing a headset and a dark shirt with 'AERO' and '2015' visible. A timestamp '22/02/2015 05:34' is overlaid on the video. The background of the video shows a computer monitor with a yellow bird icon and a small inset video of the student.

VIEWING STRATEGIES



- ✗ View all (small classes)
- ✗ Random sample
- ✗ Any suspicious answers
- ✗ Students who grades suddenly improve



STUDENT FEEDBACK

- ✖ Pilot class: 76 students
- ✖ Survey responses: 51
- ✖ Took advantage of Practice Quiz: 84%
- ✖ Instructions were clear: 98%
- ✖ Concerns about using ProctorHub
 - + None: 27%
 - + How interruptions were perceived
 - + Dislike for being recorded

BENEFITS OF PROCTORHUB



“If people had a sense that they were being monitored or that there is a higher chance of getting caught, then they were less likely to do it.”

✕ Contact Online@UCF Support for more information.

Bull, Bernard D. (2013). "Student Strategies and Perceptions Regarding Cheating In Online Courses." Unpublished manuscript, Concordia University Wisconsin, Department of Educational Design & Technology, Mequon, Wisconsin.

MORE STRATEGIES...



STRATEGIES FOR MINIMIZING CHEATING



- ✗ Alternative High Stake Assessment methods
 - + Use more Authentic Assessment strategies
 - ✗ Project-based
 - ✗ Performance-based
- ✗ Formal contract – state it, sign it
- ✗ Clear, explicit definition of what is cheating
 - + Syllabus
 - + Within test or prior to taking

STRATEGIES FOR MINIMIZING CHEATING



- ✗ Only reveal **questions & answers** after the test deadline has passed
- ✗ **Release grades** after test deadline
- ✗ Spot check **test times** for any completed below 'realistic' time frame

Options

☒ Shuffle Answers

☒ Time Limit Minutes

☐ Allow Multiple Attempts

☒ Let Students See Their Quiz Responses

☐ Only Once After Each Attempt

☒ Let Students See The Correct Answers

Show Correct Answers at

Hide Correct Answers at

☒ Show one question at a time

☐ Lock questions after answering



QUIZ CREATION STRATEGIES

- ✗ Use Question Groups to *randomize questions*
- ✗ *Randomize answers* in multiple choice questions
- ✗ Use *robust database* of questions
- ✗ Use authentic learning, i.e. case studies, essays
- ✗ Settings:
 - + Limit availability – exam can only be taken Wed.-Fri.
 - + Limit duration – how long the exam is open

A screenshot of a quiz creation interface. At the top, there is a text input field containing "Group-module1". To its right is the word "Pick", followed by a small input field with the number "10", then the text "questions,", another small input field with the number "1", and finally "pts per question". Below this row is a blue link with a magnifying glass icon that says "Link to a Question Bank". Underneath the link are two buttons: a grey "Cancel" button and a blue "Create Group" button. At the bottom of the interface, a light blue box contains the text "Questions will be pulled from the bank: Chapter 1: Integrating..."

QUESTIONS??



- ✖ Handouts and other resources available online at <http://online.ucf.edu/teach-online/>
+ <http://online.ucf.edu/?p=4525>